

groov▶▶e

GV-BT600 BoomBuds



Wireless Metal
Earphones with
Remote & Mic

Boom
Buds



30 Day Right To Return



We do not envisage any problems occurring with your Groov-e GV-BT600 BoomBuds. However, for your peace of mind, should any fault occur, please return it within 30 days to your retailer with your proof of purchase for an exchange or refund.

12 Month Guarantee



This product is guaranteed for twelve months. Please retain your receipt as this will be required as proof of purchase. In the event that the device does not perform as expected then please contact your original point of purchase, should you require further assistance then please contact us.



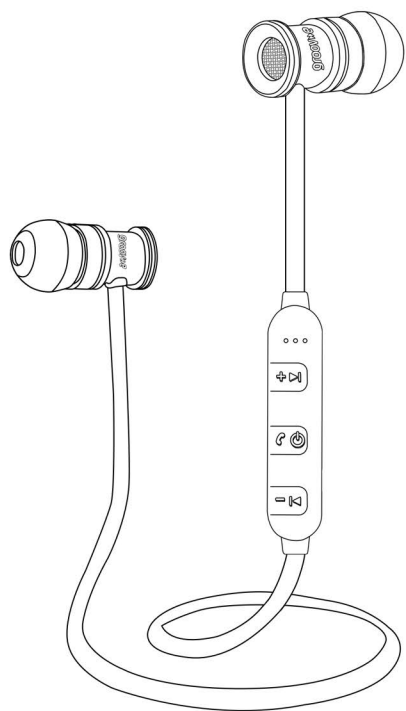
Contact Us

*Reach out to us at **info@groov-e.co.uk** or visit **www.groov-e.co.uk***

"Congratulations on your purchase and **Thank You** for choosing the Groov-e GV-BT600 BoomBuds Earphones. Please read the user guide carefully before using".

CAUTION

- 1.** When not in use for a long period of time please turn off the Earphones and store carefully to avoid any damage.
- 2.** In order to prolong the battery life, please charge every 6 months.
- 3.** Please charge the Earphones first if they have been left unused for a long time.
- 4.** The batteries in the Earphones are original please do not attempt to change them yourself.
- 5.** Please keep the Earphones in a dry place.
- 6.** Please keep away from high heat sources to avoid battery blast accidents.
- 7.** Do not play at high volumes for long periods at a time, to avoid potential hearing damage.
- 8.** Do not use the Earphones in a dangerous place or whilst driving.



OVERVIEW

Box Contents:

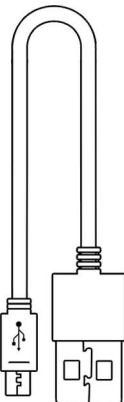
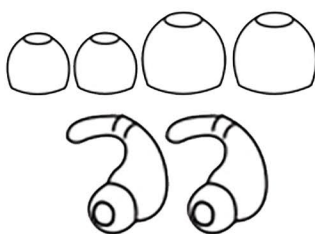
GV-BT600 Earphones *1 Pair

USB Cable * 1 pc

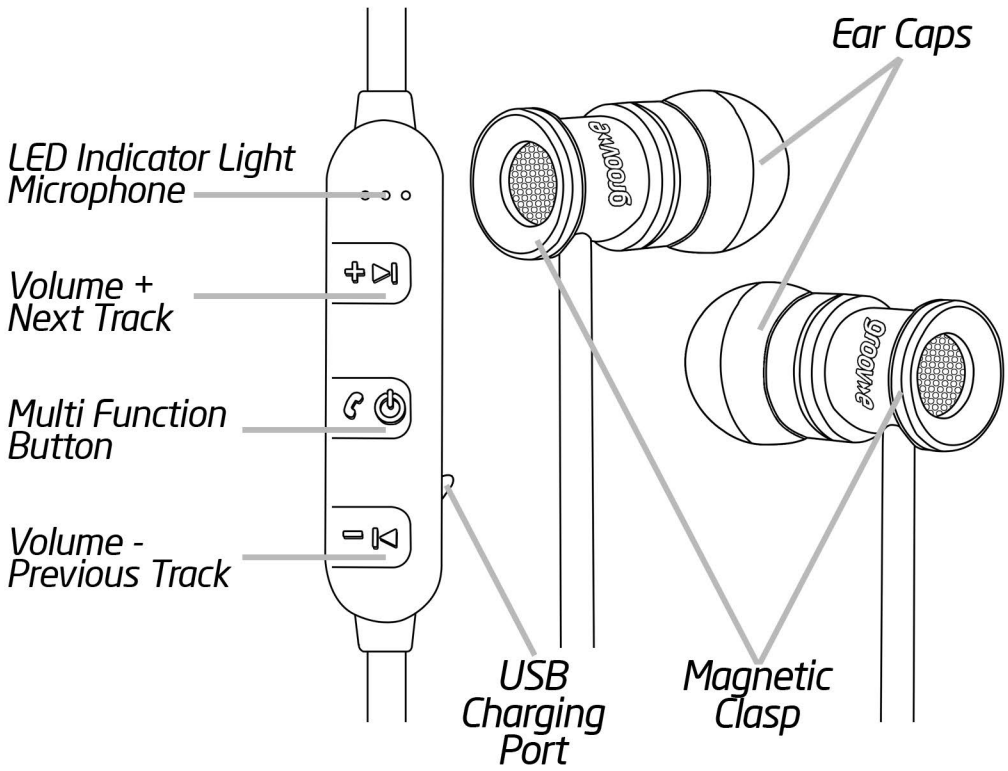
Small and Medium Ear Caps *2 Pairs

Silicon Sports Ear Caps *1 Pair

User Manual *1 pc



OVERVIEW



OPERATION

To Turn On

Press the **MFB** button for 2 seconds. (The blue LED Indicator light flashes slowly and a beep sound is heard).

To Turn Off

Press the **MFB** button for 4 seconds. (A beep sound is heard and all LED lights switch off).

Play/Pause

Press the **MFB** button to play music. Press the **MFB** button again to pause.

Volume Up/Down

Press and Hold + button to increase volume

Press and Hold - button to decrease volume

Previous/Next Track

Press + button for next track

Press - button for previous track

PAIRING


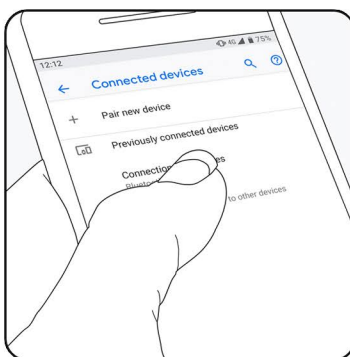
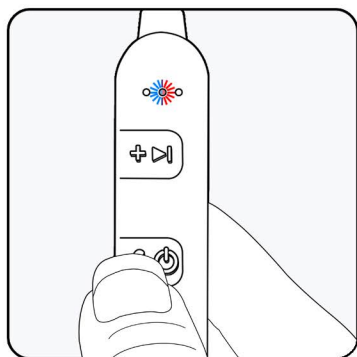
Note: To use your Bluetooth Stereo Earphones, you must firstly pair them with a Bluetooth device. Once your earphones are paired to a specific device, they will remain paired when they are within range.

Enter Pairing Mode

With the earphones switched off press and hold the MFB button for 4 seconds. (The LED Indicator light flashes blue and red quickly, 2 beep sounds can be heard).

Pairing With a Bluetooth Device

- Turn on your device/phone and enable the Bluetooth function.
- Turn on the earphones and enter pairing mode.
- Set you mobile device to scan for Bluetooth devices
- After a few seconds your device will discover the earphones under GV-BT600. Select it and your device will confirm pairing. You can now listen to audio and make calls, control the volume and skip tracks using the earphones.



Pairing Two Devices

After pairing the first device, switch off the bluetooth function on the device. Then turn on the second device and pair with the earphones. After the second device is successfully paired with the earphones, switch on the Bluetooth function on the first device. Both devices should now connect to the earphones so you can select music from either device.

FACTORY RESET

In any mode, press and hold "+" and "-" at the same time, then the earphones will reset to the factory settings.

CALLS

Answer Call

Press the **MFB** button for 1 second while during an incoming call.

End Call

Press the **MFB** button for 1 second to end a call.

Transfer a Call

Press "+" and "-" at the same time to transfer the call between the mobile device and earphones during a call.

Reject a Call

Press the **MFB** button for 2 seconds to reject an incoming call.

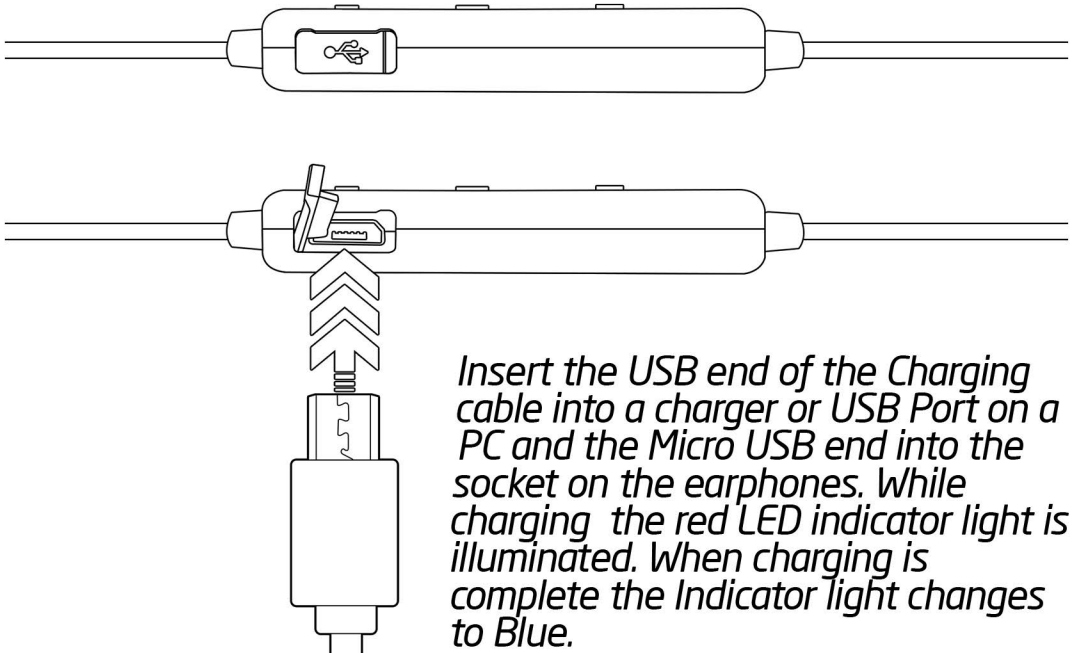
Last Number Redial

In standby mode, double click the **MFB** button to redial the last call.

CHARGING

The earphones can be connected to a USB mains charger or a USB Charging Port.

Note: Make sure the earphones are fully charged for at least 3.5 hours before initial use.



Low Battery Warning

The LED Indicator Light flashes red.

SPECIFICATIONS

Bluetooth Version 5.0

Bluetooth Profile HSP, HFP, A2DP, AVRCP

RF Range 10M (open area)

Frequency Response 20Hz-22KHz

Speaker Rated Power 0.3V

Signal-To-Noise 95db

THD+N 0.06%

Music/Talk Time About 4-5 hours from full charge

Charging Time About 2 hours

Standby Time Up to 180 hours

Weight 13.2g



Bluetooth
Connectivity



5hrs Wireless
Audio Playback



Hands-Free
Microphone



Magnetic
Clasp



Comfortable
Fit



Ideal for
Sports

BATTERY REMOVAL/DISPOSAL

This product contains batteries and should not be treated as normal household waste and should be recycled. Please take it to your nearest collection facility or for further details contact your local council or visit www.recycle-more.co.uk

Batteries contain substances that may be harmful to the environment and human health. Keep out of the reach of children and seek immediate medical help if swallowed.

Never throw batteries into a fire or attempt to open the outer casing.


Should your product develop a fault and your battery needs replacing for further advice on how to safely remove your battery please visit our website at www.groov-e.co.uk

Environment Protection

Waste electrical products should not be disposed of with household waste.

Please recycle where facilities exist.

Check with your Local Authority or retailer for recycling advice.



GUARANTEE

Subject to the conditions stated below, Groov-e guarantees this equipment against defects in workmanship or materials of its mechanical and electronic component parts (excluding styling, battery cells, magnetic tapes, re-chargeable batteries, user removeable memory devices, with the exception where the battery is inbuilt into the product) for a period of one year from the date of purchase. This product will be repaired or if necessary replaced free of charge if it has been proven to be defective within the one year warranty period.

1) Claims under this guarantee should be made through the authorised dealer/retailer from whom the equipment was purchased. If this is not possible, please contact Groov-e directly.

2) This guarantee is only valid when the equipment is purchased and retained within the United Kingdom and a valid proof of purchase has been provided.

3) This Guarantee Excludes:

(i) All damage caused through accident, misuse, wear and tear, neglect, installation and/or use in a manner inconsistent with technical and safety standards.

(ii) Alterations or adjustments made to equipment

(iii) Loss of data resultant from malfunction of hard drive or other storage device

(iv) Damage caused to any third party device as a result of using the product

4) No liability under this guarantee shall be incurred:

(i) In respect of damage or loss occurring during transit to or from the purchaser

(ii) Where the serial number plate of the equipment has been removed or altered in any way.

5) Groov-e shall not be liable for consequential damage, loss or injury arising from or in connection with the equipment, excepting only that nothing in this condition shall or shall be construed so as to exclude or restrict liability for negligence.

6) The cost of carriage to and from Groov-e shall be borne by the purchaser.

7) This guarantee is personal to the original purchaser and is not transferable

8) If the equipment, in respect of which a claim hereunder is made, is found on examination to comply with the published specifications, a test fee may be incurred.

This guarantee is in addition to and does not in any way affect any statutory or other right of consumer purchasers, including those rights in relation to sections 13 to 15 of the Sale of Goods Act 1979, the Sale and Supply of Goods to Consumer Regulations 2002, The Consumer Rights Act 2015 or the Sale of Goods and Supply of Services Act 1980 (for ROI).

DECLARATION OF CONFORMANCE

Groov-e hereby declares that this product is in compliance with the essential requirements and other relevant provisions of the Radio Equipment Directive 2014/53/EU. The complete declaration of conformity can be requested from us at:

groov»e

Unit J

Braintree Road

Braintree Industrial Estate

Ruislip

Middlesex

HA4 0EJ

www.groov-e.co.uk

Email: info@groov-e.co.uk

Telephone: 020 8845 7704