

groov▶▶e

GV-PS110 PERSONAL CD PLAYER



INSTRUCTION MANUAL

RETRO

Personal CD
Player

www.groov-e.co.uk



30 Day Right To Return

We do not envisage any problems occurring with your Groov-e GV-PS110 Personal CD Player. However, for your peace of mind, should any fault occur, please return it within 30 days to your retailer with your proof of purchase for an exchange or refund.



12 Month Guarantee

This product is guaranteed for twelve months. Please retain your receipt as this will be required as proof of purchase. In the event that the device does not perform as expected then please contact your original point of purchase, should you require further assistance then please contact us.



Contact Us

*Reach out to us at **info@groov-e.co.uk** or visit **www.groov-e.co.uk***

*"Congratulations on your purchase and **Thank You** for choosing the Groov-e GV-PS110 Personal CD Player. Please read the guide carefully before using."*

SAFETY INSTRUCTIONS

- 1.** Avoid extended play at high volume as it may impair your hearing.
- 2.** If you experience ringing in your ears, reduce the volume or turn off the CD player.
- 3.** Do not use earphones while driving.
- 4. WATER AND MOISTURE** - The appliance should not be used near water.
- 5. HEAT** - The appliance should be situated away from heat sources such as radiators, stoves, or other appliances (including amplifiers) that produce heat.
- 6. POWER SOURCE** - The appliance should be connected to power supply only of the type described in the operating instructions or as marked on the appliance.
- 7. OBJECT and LIQUID ENTRY** - Care should be taken so that objects do not fall, and liquids are not spilled into the enclosure through the openings.

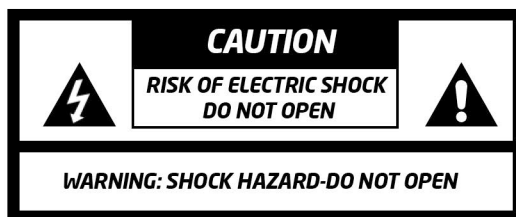
BEFORE OPERATION- Please take care as dirty, damaged or warped CD's may damage the appliance, care should be taken and only use CD's with the marks shown below



To prevent possible hearing damage, do not listen at high volume levels for long periods.

WARNING!

TO PREVENT FIRE OR SHOCK HAZARD DO NOT EXPOSE THIS APPLIANCE TO RAIN OR MOISTURE



LIGHTNING FLASH WITH ARROWHEAD SYMBOL

within an equilateral triangle, is intended to alert the user to the presence of uninsulated dangerous voltage within the products enclosure that may be of sufficient magnitude to constitute a risk of electric shock to persons.



EXCLAMATION POINT

within an equilateral triangle, is used to indicate that a specific component shall be replaced only by the component specified in that documentation for safety reason.

The following label has been affixed to the unit, listing the proper procedure for working with the laser beam:



CLASS 1 LASER PRODUCT LABEL

This label is attached to the place as illustrated to inform that the apparatus contains a laser component.



WARNING LABEL INFORMING OF RADIATION -

This label is placed inside the unit. As shown in the illustration. To warn against further measures on the unit. The equipment contains a laser radiating laser rays according to the limit of laser product of class 1.



This equipment is a Class II or double insulated electrical appliance, it does not require a safety connection to electrical earth.

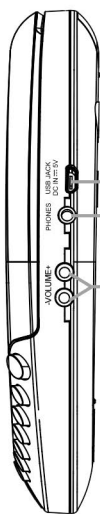
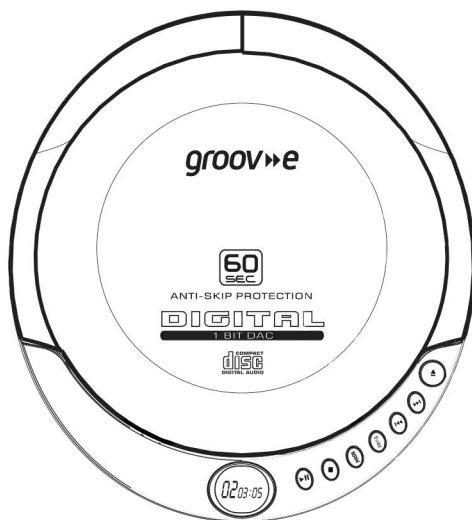
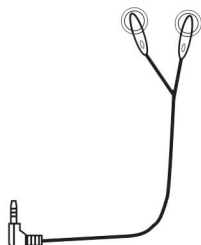
OVERVIEW

Box Contents:

GV-PS110 CD Player *1 pc

Earphones *1 pc

User Manual *1 pc



USB Power Input

Stereo Earphone Jack

Volume Buttons

CD DOOR

OPEN

Press to open the CD DOOR

SKIP/SEARCH

Press to skip between tracks on a loaded CD. Press and hold to search an individual track on a loaded CD

PROGRAM

MODE

Press to repeat tracks/entire CD or play tracks in random order.

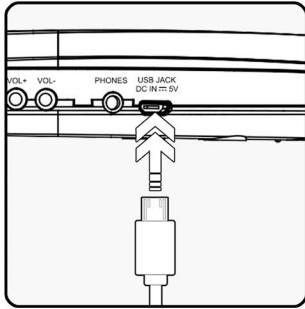
LCD Display

PLAY/PAUSE

STOP/OFF

Press to stop, press again to power off the unit.

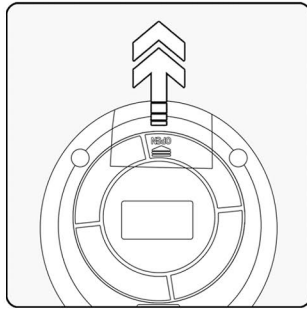
OPERATION



USB POWER

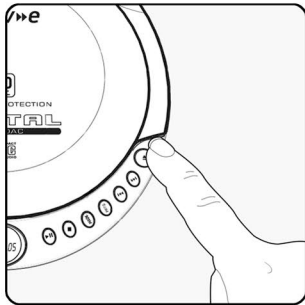
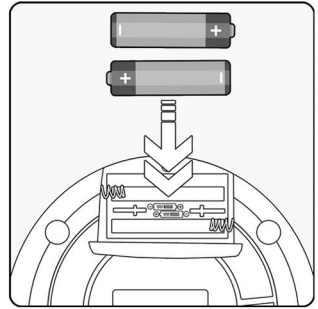
DC 5V 700mA

Requires a micro USB
to USB cable
(not included)



BATTERY POWER

Requires 2 x AA Batteries
(not included)



Note: This unit is not compatible with MP3 CDs

LOADING A CD

Press the **OPEN** button to open the **CD DOOR**.
Load a CD into the player, label side up.
Close the **CD DOOR**.

PLAYING A CD

Press the **PLAY/PAUSE** button to begin playing the loaded CD.

Note: Electronic Skip Protection (ESP)

Is a data buffer system so that audio will not skip while the disk could not be read due to movement, ESP being displayed signals that Electronic Skip Protection is active.

PROGRAMMING A CD

1. Follow the instructions for loading a CD and Playing a CD.
2. Press the **STOP** button to stop the CD during play.
3. Press the **PROGRAM** button, "01" will begin to blink on the **DISPLAY**.
4. Press the **SKIP/SEARCH** buttons to select the track you wish to program.
5. Press the **PROGRAM** button to save the selected track you wish to program.
6. Repeat steps 4 and 5 to program up to 20 tracks to play in the order they are programmed. The number of programmed tracks shows on the **DISPLAY**.
7. Press the **PLAY/PAUSE** button to begin playing the programmed tracks.

SPECIFICATIONS

Power Source: 2 x AA Batteries (not included)
Micro USB - DC 5V (not included)

Accessories: Earphones




Compact Disc
Player



Anti-Skip
Protection



CD-R/CD-RW
Playback



LCD
Display



Earphones
Included



Micro-USB or
Battery Operated

ENVIRONMENT PROTECTION

Waste electrical products should not be disposed of with household waste. Please recycle where facilities exist. Check with your local Authority or retailer for recycling advice.



Guarantee

Subject to the conditions stated below, Groov-e guarantees this equipment against defects in workmanship or materials of its mechanical and electronic component parts (excluding styling, battery cells, magnetic tapes, re-chargeable batteries, user removeable memory devices, with the exception where the battery is inbuilt into the product) for a period of one year from the date of purchase. This product will be repaired or if necessary replaced free of charge if it has been proven to be defective within the one year warranty period.

1) Claims under this guarantee should be made through the authorised dealer/retailer from whom the equipment was purchased. If this is not possible, please contact Groov-e directly.

2) This guarantee is only valid when the equipment is purchased and retained within the United Kingdom and a valid proof of purchase has been provided.

3) This Guarantee Excludes:

(i) All damage caused through accident, misuse, wear and tear, neglect, installation and/or use in a manner inconsistent with technical and safety standards.

(ii) Alterations or adjustments made to equipment

(iii) Loss of data resultant from malfunction of hard drive or other storage device

(iv) Damage caused to any third party device as a result of using the product

4) No liability under this guarantee shall be incurred:

(i) In respect of damage or loss occurring during transit to or from the purchaser

(ii) Where the serial number plate of the equipment has been removed or altered in any way.

5) Groov-e shall not be liable for consequential damage, loss or injury arising from or in connection with the equipment, excepting only that nothing in this condition shall or shall be construed so as to exclude or restrict liability for negligence.

6) The cost of carriage to and from Groov-e shall be borne by the purchaser.

7) This guarantee is personal to the original purchaser and is not transferable.

8) If the equipment, in respect of which a claim hereunder is made, is found on examination to comply with the published specifications, a test fee may be incurred.

This guarantee is in addition to and does not in any way affect any statutory or other right of consumer purchasers, including those rights in relation to sections 13 to 15 of the Sale of Goods Act 1979, the Sale and Supply of Goods to Consumer Regulations 2002, The Consumer Rights Act 2015 or the Sale of Goods and Supply of Services Act 1980 (for ROI).

groov-e

**Unit J, Braintree Road
Braintree Industrial Estate
Ruislip
Middlesex
HA4 0EJ
www.groov-e.co.uk**

**Email: info@groov-e.co.uk
Telephone: 020 8845 7704**

Made in China