

groove▶▶**e**

***GV-SB01* SOUNDBAR20**

Portable Bluetooth Soundbar





30 Day Right To Return

We do not envisage any problems occurring with your groov-e GV-SB01 Portable Bluetooth Soundbar. However, for your peace of mind, should any fault occur, please return it within 30 days to your retailer with proof of purchase for an exchange or refund.



12 Month Guarantee

This product is guaranteed for twelve months. Please retain your receipt as this will be required as proof of purchase in the event that the device does not perform as expected then please contact your original point of purchase, should you require further assistance then please contact us.



Extended Warranty

Please register your product within 30 days from date of purchase
www.groov-e.co.uk/warranty.
Proof of purchase required.



Contact Us

Reach out to us at **info@groov-e.co.uk**
or visit **www.groov-e.co.uk**

"Congratulations on your purchase and **Thank You** for choosing the groov-e **GV-SB01** Portable Bluetooth Soundbar. Please read the guide carefully before using".

CAUTION

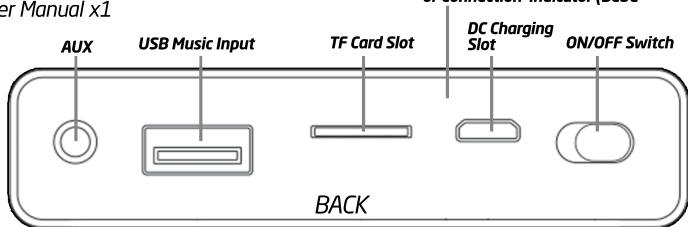
- 1• Keep the product and all its parts out of reach of small children.
- 2• Do NOT leave it in high temperatures as electronic devices and plastic parts may warp in heat. No naked flame sources, such as lighted candles, should be placed on the product.
- 3• Do NOT leave it in low temperatures as moisture can form inside the product, which may damage the circuit board.
- 4• Do NOT attempt to open the product. This product does not contain any user serviceable parts. Unauthorised handling of the device may damage it and will void your warranty.
- 5• Disconnect your Soundbar from the mains power supply during thunderstorms.
- 6• Always check that you have completely switched off your Soundbar, before you change or disconnect the power supply.
- 7• Never throw batteries in a fire or attempt to open the outer casing. Batteries should not be exposed to excessive heat such as sunshine, fire or the like. Dispose of old batteries carefully.
- 8• Batteries are harmful if swallowed, so keep away from young children.

Included:

- Micro USB Power Cable x1
- User Manual x1

OVERVIEW

Charging LED Light (RED)
or Connection Indicator (BLUE)








TOP VIEW


Charging

Please charge your soundbar before using for the first time using the Micro USB cable (supplied) by plugging into a suitable USB A Charging adapter or into the USB Port of your Laptop/Computer (Charging time approximately 2 hours)

Soundbar Buttons

-  LIGHTING On/Off (Long Press) Switch between input modes if you have more than one input plugged in (Short Press)
-  VOLUME DOWN (Long Press) or PREVIOUS SONG (Short Press)
-  PLAY / PAUSE (Short Press)
-  VOLUME UP (Long Press) or NEXT SONG (Short Press)
-  ANSWER / END THE CALL (Press Once), REDIAL (Press Twice) TO ACTIVATE SIRI/VOICE ASSISTANT hold down the CALL button

Features






-  Slide the button to left to turn on the speaker, push it to right to turn the speaker off. After switching the speaker on it will automatically enter Bluetooth pairing mode.

Bluetooth Mode

In Bluetooth pairing Mode the blue LED will flash quickly now follow the operating instruction of your Bluetooth device and allow it to search for Bluetooth devices, after a few seconds your mobile will discover the Bluetooth Soundbar under "**GV-SB01**" Select this and your device will pair. You can now start play music through the Soundbar.

Enter password or PIN 0000 on your Bluetooth device (if necessary), and press "**Yes**" or "**Confirm**".

Important notice: If the connection is successful, the blue LED will keep constant, and slow flash while playing music. If Bluetooth connection is not completed within 10 minutes the soundbar will turn off automatically and will have to be restarted via the manual On/Off switch

-  When in TF / Bluetooth / USB modes short press this button for previous track and long press for volume down.
When in AUX mode long press for volume down
-  When in Bluetooth / TF / AUX / USB modes: short press this button for Play / Pause
-  When in TF / Bluetooth / USB modes short press this button for next track and long press for volume up. When in AUX mode: long press for volume up
-  When in Bluetooth mode, short press this button to Answer / End / Cancel and double click for last number redial.
-  When in Bluetooth mode to Activate Siri/Voice assistant hold down the call button

Note: The soundbar will default to whatever input was last used if still connected when switched back on i.e. USB Drive , Line in , TF Card , Bluetooth enabled device.

Light Effects

The soundbar has sound responsive lighting that illuminates during music playback, by holding down the "m" button you can turn the lights off but the unit will still operate.

Storage

Under the Logo in the centre of the Soundbar is a pull out storage cradle for your Mobile device

Flashing Indicators

When in Bluetooth mode: Bluetooth waiting for pairing, the Blue led will fast flash on the back of the speaker

When Bluetooth is paired, the Blue led will continue to Flash slowly whilst playing music

When in TF card mode: the Blue led will flash slowly

When in Aux in mode: the Blue led will flash slowly

When in USB mode: the Blue led will flash slowly

When charging, the red led is on and will switch off when fully charged

TF Card Mode

Insert the TF card (MICRO SD) to play music. With the Built-in MICRO SD smart decoder, you can listen to the music stored on the card, Supports MP3 / WMA format and MAX 32GB.

AUX Mode

Insert one end of the 3.5MM audio cable (not supplied) into the speaker; plug the other end into any compatible device (Mobile phone/MP3,computer etc.) to play music.

USB Mode

Insert the USB Drive to play music. With the Built-in USB smart decoder, you can listen to music stored in on the drive supports MP3 / WMA format and MAX 32GB.

FEATURES

- Wireless Bluetooth speaker
- connect to your PC, Laptop, Computer, Smartphone, Tablet
- great for video & voice calls
- play your favourite tunes
- Speakers: 10W RMS power & 20W peak power
- Voice assistant enabled
- LED light mode
- Easy controls
- Integrated stand for smartphone or tablet
- Portable & Lightweight
- Rechargeable battery
- Built-in Mic for hands-free calls
- 4 Input Modes AUX (3.5mm), USB, TF card, Bluetooth
- USB powered
- Micro-USB cable (included)
- Ideal for any room in the house or office



20W
Power



Rechargeable
Battery



Bluetooth
Connectivity



LED
Light Mode



Voice
Assistant



Super
Bass



USB
Powered

SPECIFICATIONS

Bluetooth chipset: 5.1
Bluetooth profiles: A2DP, HFP,
HSP, AVRCP, SPP
Bluetooth frequency range:
2.402-2.480 GHz
RF output power 6dB
Wireless range: 10M (open area)
Power supply USB, 5V/800mA
Battery: Lithium 3.7V/1200mAh
Speaker power: 10W (2 x 5W)
Charging time: 2 hours
Music playback time: 10+ hours
LED Indicator

BATTERY REMOVAL/DISPOSAL

This product contains batteries and should not be treated as normal household waste and should be recycled. Please take it to your nearest collection facility or for further details contact your local council or visit www.recycle-more.co.uk Batteries contain substances that may be harmful to the environment and human health. Keep out of the reach of children and seek immediate medical help if swallowed.

Never throw batteries into a fire or attempt to open the outer casing. Should your product develop a fault and your battery needs replacing for further advice on how to safely remove your battery please visit our website at www.groov-e.co.uk

Environment Protection

Waste electrical products should not be disposed of with household waste. Please recycle where facilities exist. Check with you Local Authority or retailer for recycling advice.



GUARANTEE

Subject to the conditions stated below, Groov-e guarantees this equipment against defects in workmanship or materials of its mechanical and electronic component parts (excluding styling, battery cells, magnetic tapes, re-chargeable batteries, user removeable memory devices, with the exception where the battery is inbuilt into the product) for a period of one year from the date of purchase. This product will be repaired or if necessary replaced free of charge if it has been proven to be defective within the one year warranty period.

1) Claims under this guarantee should be made through the authorised dealer/retailer from whom the equipment was purchased. If this is not possible, please contact Groov-e directly.

2) This guarantee is only valid when the equipment is purchased and retained within the United Kingdom and a valid proof of purchase has been provided.

3) This Guarantee Excludes:

(i) All damage caused through accident, misuse, wear and tear, neglect, installation and/or use in a manner inconsistent with technical and safety standards.

(ii) Alterations or adjustments made to equipment

(iii) Loss of data resultant from malfunction of hard drive or other storage device

(iv) Damage caused to any third party device as a result of using the product.

4) No liability under this guarantee shall be incurred:

(i) In respect of damage or loss occurring during transit to or from the purchaser

(ii) Where the serial number plate of the equipment has been removed or altered in any way.

5) Groov-e shall not be liable for consequential damage, loss or injury arising from or in connection with the equipment, excepting only that nothing in this condition shall or shall be construed so as to exclude or restrict liability for negligence.

6) The cost of carriage to and from Groov-e shall be borne by the purchaser.

7) This guarantee is personal to the original purchaser and is not transferable.

8) If the equipment, in respect of which a claim hereunder is made, is found on examination to comply with the published specifications, a test fee may be incurred.

This guarantee is in addition to and does not in any way affect any statutory or other right of consumer purchasers, including those rights in relation to sections 13 to 15 of the Sale of Goods Act 1979, the Sale and Supply of Goods to Consumer Regulations 2002, The Consumer Rights Act 2015 or the Sale of Goods and Supply of Services Act 1980 (for ROI).

DECLARATION OF CONFORMANCE

Groov-e hereby declares that this product is in compliance with the essential requirements and other relevant provisions of the Radio Equipment Directive 2014/53/EU. The complete declaration of conformity can be requested from us at:

groov»e

Unit J

Braintree Industrial Estate

Braintree Road

Ruislip

Middlesex

HA4 0EJ UK

Authorised EU Representative

Rashmian EU Ltd

Robwyn House

Suite 3E

Corrintra

Castleblayney

Co. Monaghan

Ireland

www.groov-e.co.uk

Email: info@groov-e.co.uk

Telephone: 020 8839 0978

Register your purchase for extended warranty

www.groov-e.co.uk/warranty