

groov▶▶e

GV-SB02 SOUNDBAR50

50W Compact Bluetooth Soundbar





30 Day Right To Return

We do not envisage any problems occurring with your groov-e GV-SB02 50W Compact Bluetooth Soundbar. However, for your peace of mind, should any fault occur, please return it within 30 days to your retailer with proof of purchase for an exchange or refund.



12 Month Guarantee

This product is guaranteed for twelve months. Please retain your receipt as this will be required as proof of purchase in the event that the device does not perform as expected then please contact your original point of purchase, should you require further assistance then please contact us.



Extended Warranty

Please register your product within 30 days from date of purchase
www.groov-e.co.uk/warranty.
Proof of purchase required.



Contact Us

Reach out to us at **info@groov-e.co.uk**
or visit **www.groov-e.co.uk**

"Congratulations on your purchase and **Thank You** for choosing the groov-e **GV-SB02 50W Compact Bluetooth Soundbar**. Please read the guide carefully before using".

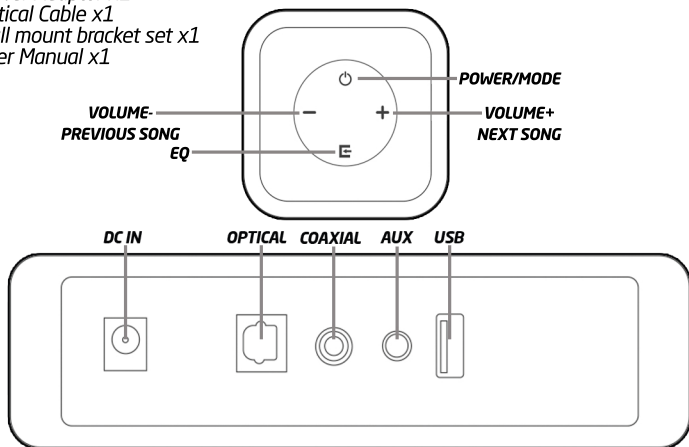
CAUTION

- 1• Keep the product and all its parts out of reach of small children.
- 2• Do NOT leave it in high temperatures as electronic devices and plastic parts may warp in heat. No naked flame sources, such as lighted candles, should be placed on the product.
- 3• Do NOT leave it in low temperatures as moisture can form inside the product, which may damage the circuit board.
- 4• Do NOT attempt to open the product. This product does not contain any user serviceable parts. Unauthorised handling of the device may damage it and will void your warranty.
- 5• Disconnect your Soundbar from the mains power supply during thunderstorms.
- 6• Always check that you have completely switched off your Soundbar, before you change or disconnect the power supply.
- 7• Never throw batteries in a fire or attempt to open the outer casing. Batteries should not be exposed to excessive heat such as sunshine, fire or the like. Dispose of old batteries carefully.
- 8• Batteries are harmful if swallowed, so keep away from young children.



Included:

Remote Control x1
Power Adaptor x1
Optical Cable x1
Wall mount bracket set x1
User Manual x1

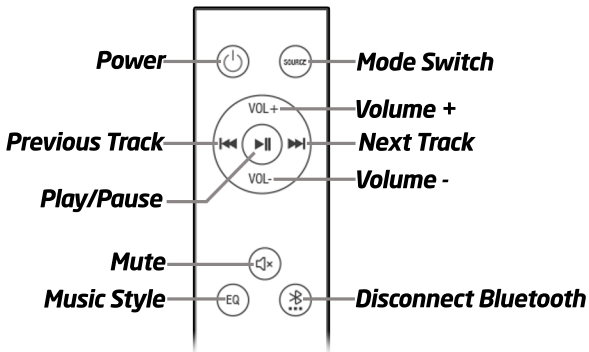
OVERVIEW














Soundbar Functions

-  Short press for Power on or Off
- Track or Volume button, short press this button for: Previous track; or long press: for Volume down.
- + Track or Volume button, short press this button for: Next track; or long press for Volume up.
-  EQ button, there are three EQ modes to choose from including MUSIC / MOVIE / VOICE, choose the best EQ mode to suit your needs

Remote Buttons



-  Short press for Power On or Off
-  Press once for mode Changing during Bluetooth, USB Disk, AUX IN, Optical, Coaxial connection.
-  Short press this button for Volume down
-  Short press this button for Volume Up
-  Short press this button for Previous Track
-  Short press this button for Next Track
-  Short press this button for "Play/Pause"
-  Press this button to Mute the Music Volume
-  EQ setting choose between MUSIC / MOVIE / VOICE,
-  Press this button to disconnect the current bluetooth pairing, then you can pair to a different Bluetooth device.
-  You can long press the source button on the remote control to switch off the LED light on the front panel but the unit will remain on

Bluetooth Mode

1. Press the "**Source**" button on the remote control or the "⏻" button on the panel to switch to the Bluetooth mode.

2. When the LED indicator "bL" is slow flashing, this means Bluetooth is waiting for connecton, after a few seconds your mobile will discover the Soundbar under "**GV-SB02**", then Select this and your device will confirm this pairing. You can now start playing music through the Soundbar, the "bL" Light keeps constant once connected successfully. Enter password or PIN 0000 on our Soundbar device (if necessary), and press "**Yes**" or "**Confirm**".

3. In Bluetooth mode, press the button "⌘" once on the remote control to disconnect from the current Bluetooth device and enter pairing mode again, "bL" the Led Light keeps slow flashing again.

Note: The device has the memory function and will automatically pair with the last Bluetooth device it was connected too, please press the "⌘" button once on the remote control to pair with another Bluetooth device.

AUX Mode

Insert a 3.5MM audio cable (not included) to the TV, and the other end to the soundbar, then change to aux mode to enjoy the audio via the button on soundbar or the remote control; the LED indicator will display "**AU**"

Coaxial Audio Mode

Connect the coaxial cable with a device such as TV or DVD etc, then enjoy the audio connect the Coaxial mode via the mode button on the Soundbar or the remote control; the LED indicator will display "**CO**"

Optical Mode

Connect the optical cable to the connecting device such as TV or DVD etc, to enjoy the audio connect the optical mode via the mode button on the Soundbar or the remote control; Please note that the optical cable should not be folded; the LED indicator will display "**OP**"

USB Mode

When in any mode, insert a USB drive into the Soundbar, it will switch automatically to the USB drive play mode and play audio, please note the device only supports USB drives to a maximun capacity of 32G; the LED indicator will display "**US**"

FEATURES

- **Speakers:** 20W RMS power & 50W peak power
- Full-range speakers with super bass
- Compatible with most TV's for home theatre sound
- Wireless Bluetooth speaker
- connect to your TV, PC, Laptop, Computer, Smartphone, Tablet
- LED display panel
- Crisp & clear sound with deep base
- 3 sound modes (Music, Movie, Voice)
- Easy controls
- 5 Input modes: Optical, Coaxial, USB, AUX (3.5mm), Bluetooth
- 1.5M Optical cable (included)
- Wall mountable (kit included)
- Remote control (included) -requires 2 x AAA batteries (not included)

SPECIFICATIONS

Bluetooth chipset: 5.0
Bluetooth profiles: A2DP, HFP, HSP, AVRCP, SPP
Bluetooth frequency range: 2.402-2.480 GHZ
RF output power 7dB
Wireless range: 10M (open area)
Power supply:
AC100~240V/50~60Hz,DC 12V/1.5A
Speaker power: 20W (2 x 10W)
Speaker channel: 2.0



50W Power



Bluetooth Connectivity



Super Bass



Remote Control



Optical Cable Included

BATTERY REMOVAL/DISPOSAL

This product contains batteries and should not be treated as normal household waste and should be recycled. Please take it to your nearest collection facility or for further details contact your local council or visit www.recycle-more.co.uk Batteries contain substances that may be harmful to the environment and human health. Keep out of the reach of children and seek immediate medical help if swallowed.

Never throw batteries into a fire or attempt to open the outer casing. Should your product develop a fault and your battery needs replacing for further advice on how to safely remove your battery please visit our website at www.groov-e.co.uk

Environment Protection

Waste electrical products should not be disposed of with household waste. Please recycle where facilities exist. Check with you Local Authority or retailer for recycling advice.



GUARANTEE

Subject to the conditions stated below, Groov-e guarantees this equipment against defects in workmanship or materials of its mechanical and electronic component parts (excluding styling, battery cells, magnetic tapes, re-chargeable batteries, user removeable memory devices, with the exception where the battery is inbuilt into the product) for a period of one year from the date of purchase. This product will be repaired or if necessary replaced free of charge if it has been proven to be defective within the one year warranty period.

1) Claims under this guarantee should be made through the authorised dealer/retailer from whom the equipment was purchased. If this is not possible, please contact Groov-e directly.

2) This guarantee is only valid when the equipment is purchased and retained within the United Kingdom and a valid proof of purchase has been provided.

3) This Guarantee Excludes:

(i) All damage caused through accident, misuse, wear and tear, neglect, installation and/or use in a manner inconsistent with technical and safety standards.

(ii) Alterations or adjustments made to equipment

(iii) Loss of data resultant from malfunction of hard drive or other storage device

(iv) Damage caused to any third party device as a result of using the product.

4) No liability under this guarantee shall be incurred:

(i) In respect of damage or loss occurring during transit to or from the purchaser

(ii) Where the serial number plate of the equipment has been removed or altered in any way.

5) Groov-e shall not be liable for consequential damage, loss or injury arising from or in connection with the equipment, excepting only that nothing in this condition shall or shall be construed so as to exclude or restrict liability for negligence.

6) The cost of carriage to and from Groov-e shall be borne by the purchaser.

7) This guarantee is personal to the original purchaser and is not transferable.

8) If the equipment, in respect of which a claim hereunder is made, is found on examination to comply with the published specifications, a test fee may be incurred.

This guarantee is in addition to and does not in any way affect any statutory or other right of consumer purchasers, including those rights in relation to sections 13 to 15 of the Sale of Goods Act 1979, the Sale and Supply of Goods to Consumer Regulations 2002, The Consumer Rights Act 2015 or the Sale of Goods and Supply of Services Act 1980 (for ROI).

DECLARATION OF CONFORMANCE

Groov-e hereby declares that this product is in compliance with the essential requirements and other relevant provisions of the Radio Equipment Directive 2014/53/EU. The complete declaration of conformity can be requested from us at:

groov»e

Unit J

Braintree Industrial Estate

Braintree Road

Ruislip

Middlesex

HA4 0EJ UK

Authorised EU Representative

Rashmian EU Ltd

Robwyn House

Suite 3E

Corrintra

Castleblayney

Co. Monaghan

Ireland

www.groov-e.co.uk

Email: info@groov-e.co.uk

Telephone: 020 8839 0978

Register your purchase for extended warranty

www.groov-e.co.uk/warranty