

# **groov▶▶e**

## **GV-WC02 Apollo**



### **User Manual**

*LED Lamp with Wireless  
Charger & Bluetooth  
Speaker*



*groov-e.co.uk*



### **30 Day Right To Return**

*We do not envisage any problems occurring with your Groov-e Apollo. However, for your peace of mind, should any fault occur, please return it within 30 days to your retailer with your proof of purchase for an exchange or refund.*



### **12 Month Guarantee**

*This product is guaranteed for twelve months. Please retain your receipt as this will be required as proof of purchase, in the event that the device does not perform as expected then please contact your original point of purchase, should you require further assistance then please contact us.*



### **Contact Us**

*Reach out to us at [info@groov-e.co.uk](mailto:info@groov-e.co.uk) or visit [www.groov-e.co.uk](http://www.groov-e.co.uk)*

***"Congratulations** on your purchase and **Thank You** for choosing the Groov-e GV-WC02 Apollo. Please read the guide carefully before using."*

## **SAFETY INSTRUCTIONS**

- 1. READ INSTRUCTIONS** - All the safety and operating instructions should be read before the appliance is operated.
- 2.** Do not use unapproved or incompatible power supply's or chargers.
- 3.** Please keep the product dry.
- 4.** Please disconnect the product from its power supply before cleaning
- 5.** To clean please use a dry, clean soft cloth to wipe.
- 6.** For optimal performance please remove your phone's protective case before you place it on the wireless charger.
- 7.** To ensure constant charging, please adjust the phone's position so it is correctly in contact with the sensor area for wireless charging.

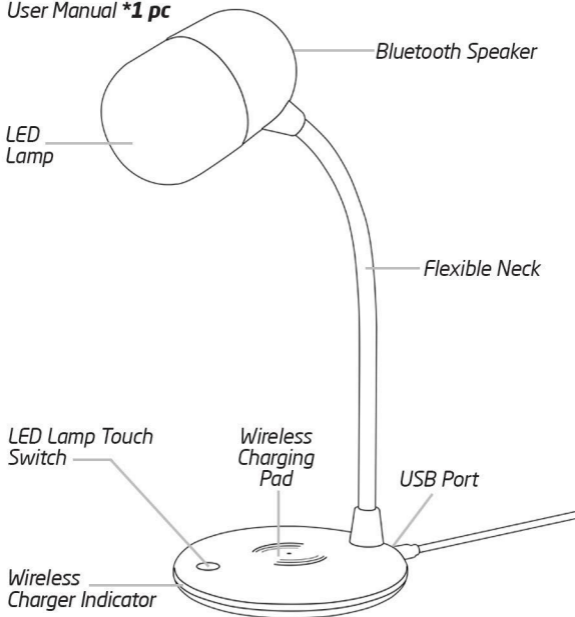
# Overview

## BOX CONTENTS

GV-WC02 Apollo \*1 pc

USB Cable \*1 pc

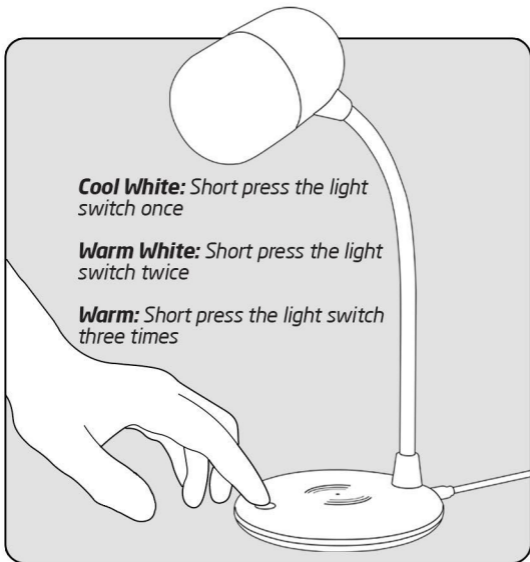
User Manual \*1 pc



# Operation

## 1. Led Lighting

*There are 3 LED light modes to choose from - warm, warm white, cool white*



**Cool White:** Short press the light switch once

**Warm White:** Short press the light switch twice

**Warm:** Short press the light switch three times

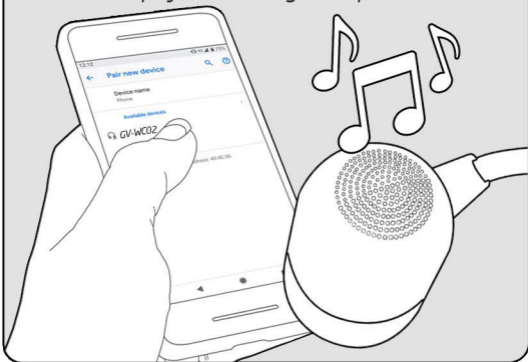
*You can adjust the brightness whilst in any of the colour modes simply by holding down the light switch until you reach the desired level.*

# Operation

## 2. Bluetooth Speaker

*The Bluetooth speaker will enter pairing mode as soon as the lamp is connected to a power supply via the USB cable.*

*Activate Bluetooth function on your enabled device (phone, tablet etc) and set it to search for Bluetooth devices, your device will discover the Bluetooth speaker as "GV-WC02", Select it and your device will confirm pairing. You can then start to play music through the speaker.*




*If requested, please enter password or PIN 0000 on your Bluetooth device and press "Yes" or "Confirm"*

## Operation

### 3. Wireless Charging

Place your Wireless charging compatible Smart phone on top of the Wireless charging panel of the GV-WC02 Apollo, ensuring that the charging area of the phone (usually the middle) is aligned with the charging area of the charging panel, charging will begin automatically.



Please make sure that your phone supports the wireless charging function. If your phone does not support the wireless charging function, then you would need to purchase a separate wireless charging adaptor before you can start wireless charging.

## Specifications

### Wireless Charger

**Input:** 5V/2.4A, Output 5V/1A (5W)

**Input : 9V/1.67A(QC3.0 Adaptor)**

**Output :** 9V/1A (10W)

*\*QC 3.0 adaptor required for 7.5W, 10W charging*

### Bluetooth Speaker

**Speaker Power:** 3W

**Bluetooth chipset:** version 5.0

**Power Supply:** USB (cable supplied)

### LED Lamp

**LED Bulbs:** 7 (warm) & 7 (cool)

**LED Brightness:** 50 LM

**LED Lifespan:** 50,000 Hours



Wireless  
Charging (5W)



Bluetooth  
Connectivity



3W  
Speaker



3 Light  
Modes




Touch  
Control



USB  
Powered

### Environment Protection

*Waste electrical products should not be disposed of with household waste. Please recycle where facilities exist. Check with your Local Authority or retailer for recycling advice.*



# Guarantee

**Subject to the conditions stated below, Groov-e guarantees this equipment against defects in workmanship or materials of its mechanical and electronic component parts (excluding styling, battery cells, magnetic tapes, re-chargeable batteries, user removeable memory devices, with the exception where the battery is inbuilt into the product) for a period of one year from the date of purchase. This product will be repaired or if necessary replaced free of charge if it has been proven to be defective within the one year warranty period.**

**1)** Claims under this guarantee should be made through the authorised dealer/retailer from whom the equipment was purchased. If this is not possible, please contact Groov-e directly.

**2)** This guarantee is only valid when the equipment is purchased and retained within the United Kingdom and a valid proof of purchase has been provided.

**3) This Guarantee Excludes:**

**(i)** All damage caused through accident, misuse, wear and tear, neglect, installation and/or use in a manner inconsistent with technical and safety standards.

**(ii)** Alterations or adjustments made to equipment

**(iii)** Loss of data resultant from malfunction of hard drive or other storage device

**(iv)** Damage caused to any third party device as a result of using the product.

**4)** No liability under this guarantee shall be incurred:

**(i)** In respect of damage or loss occurring during transit to or from the purchaser

**(ii)** Where the serial number plate of the equipment has been removed or altered in any way.

**5)** Groov-e shall not be liable for consequential damage, loss or injury arising from or in connection with the equipment, excepting only that nothing in this condition shall or shall be construed so as to exclude or restrict liability for negligence.

**6)** The cost of carriage to and from Groov-e shall be borne by the purchaser.

**7)** This guarantee is personal to the original purchaser and is not transferable.

**8)** If the equipment, in respect of which a claim hereunder is made, is found on examination to comply with the published specifications, a test fee may be incurred.

***This guarantee is in addition to and does not in any way affect any statutory or other right of consumer purchasers, including those rights in relation to sections 13 to 15 of the Sale of Goods Act 1979, the Sale and Supply of Goods to Consumer Regulations 2002, The Consumer Rights Act 2015 or the Sale of Goods and Supply of Services Act 1980 (for ROI).***

### **DECLARATION OF CONFORMANCE**

*Groov-e hereby declares that this product is in compliance with the essential requirements and other relevant provisions of the Radio Equipment Directive 2014/53/EU. The complete declaration of conformity can be requested from us at*

**groov>e**

**Unit J**

**Braintree Road**

**Braintree Industrial Estate**

**Ruislip**

**Middlesex**

**HA4 0EJ**

**[www.groov-e.co.uk](http://www.groov-e.co.uk)**

**Email: [info@groov-e.co.uk](mailto:info@groov-e.co.uk)**

**Telephone: 020 8845 7704**